



MULTIFUNCTION TILT & TURN WINDOW





**MULTIFUNCTION
TILT & TURN WINDOW**

*"So many things are possible
as long as you don't know
they're impossible"*

- Mildred D. Taylor

FSA'S MULTIFUNCTION TILT & TURN WINDOW SYSTEM

EXCEPTIONAL PERFORMANCE AND STYLE WITH A MULTI-FUNCTIONAL WINDOW.

Logical design by Frank Roto enables the tilt function for ventilation and Turn function for maintenance or egress. The Tilt Function allows the most efficient flow of air when cross ventilation is not possible. This occurs when cool air comes in through the side and hot air exhausts through the top, minimising the convection effect created by traditional styles of sliding windows.

High efficiency and functionality is achieved by using IV68, 78 or 92 profile system in Timber, Multi Chamber uPVC profile systems or thermally broken aluminium in conjunction with a double perimeter seal and double or triple glazing. Perimeter multi-point locking with Roto's fully concealed Designo II hinging system allows for sleek, secure and efficient solution for any dwelling.





SO TELL ME...
WHAT'S POSSIBLE?

EUROPEAN DESIGN AND MANUFACTURED

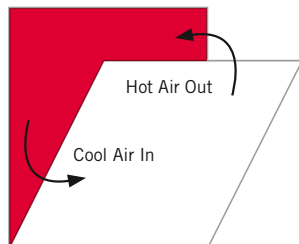
- Exceeds Australian standards for security and strength
- Helps to significantly improve thermal and acoustic performance
- Combines multi-use functionality and premium security

EFFORTLESS OPERATION & MAINTENANCE

- Operate each function in one move, with one hand
- Safely clean windows from inside the building, without the need for ladders or reaching out of windows
- Adjustment of hinges and locking pressure without removing sash

EFFICIENT AIR CIRCULATION

- Tilt for efficient ventilation without the draft
- Cool air enters through sides, hot air escapes through top



OUTSTANDING THERMAL AND ACOUSTIC PERFORMANCE

- Sash thickness allows double or triple glazing
- U-Values as low as 1.2 achievable
- Double sash perimeter gaskets

SEE THE WORLD WITHOUT HEARING IT

- Large range of glazing options

BURGLAR-RESISTANT SECURITY

- Up to 13 fully adjustable locking points
- Tamper-resistant security handle (optional)

A WINDOW THAT IS ALSO A DOOR

- Turn to open up to 110° - Designo II
- Turn to open up to 180° - A-Hinge
- Provides emergency escape
- Sash sizes 2400h x 1400w (mm)
- Up to 150kg



CONCEALED HINGES






**WHEN WINDOWS
BECOME DOORS**

SPECIFICATIONS

Dimensions	NT A-HINGE	NT DESIGNO II
SASH SIZES	(SRH) 2400mm high x (SRW)1600mm wide	(SRH) 2400mm high x (SRW)1400mm wide
WEIGHTS	Up to 130kg	Up to 150kg

Frame & Sashes

-  Timber
-  PVC
-  Aluminium

Glass

Double or Triple glazing

HARDWARE

NT with Designo II Concealed Hinge
OR
NT with 'A-Hinge'
Manufactured by Roto Frank

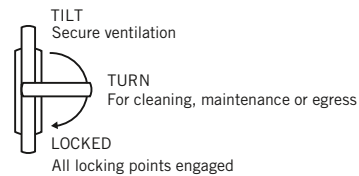
Configurations



CLOSED

TILT POSITION

TURN POSITION



**CHILD-SAFE
VERSION
AVAILABLE**



P: +61 (3) 9773 3966
F: +61 (3) 9773 3988
www.fsa-aus.com.au

Fenestration Solutions Australia Pty Ltd
1/11 Ashley Park Dve, Chelsea Heights VIC Australia 3196